

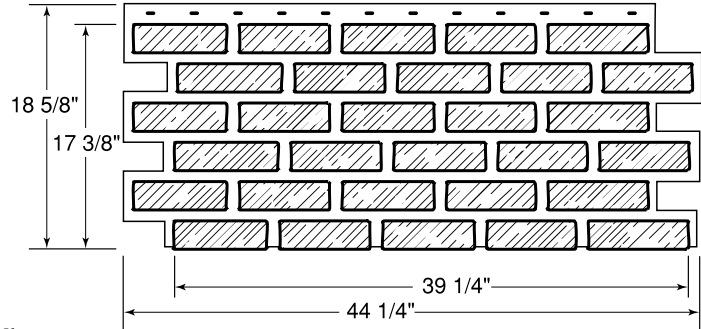
Hand-Laid Brick

Panel And Corner Dimensions

Hand-Laid Brick

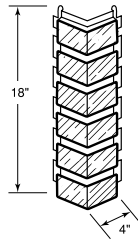
Panel Dimensions:

Overall	44 1/4" w x 18 5/8" h
Exposed	39 1/4" w x 17 3/8" h
Material	Polypropylene
Pieces per carton	10
Approx. sq. ft. per carton	50
Carton weight	50 lbs.
Cubic ft. per carton	3.8



Hand-Laid Brick 90° Outside Corner

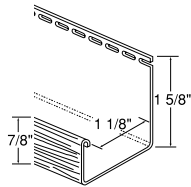
Dimensions, exposed	4" x 4" x 18" h
Material	Polypropylene
Pieces per carton	10
Linear ft. per carton	15
Carton weight	10 lbs.
Cubic ft. per carton	1.4



Coordinating Accessories

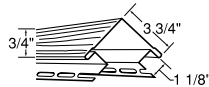
J-Channel 1 1/8" Opening

Packaged:	275 lin. ft., 22 pcs./carton
Length:	12 ft., 6 in.
Weight:	38 lbs./carton
Material:	Polyvinyl Chloride (PVC)
Finish:	Matte

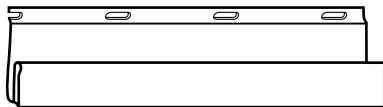


3 3/4" Outside Corner Post 1 1/8" Opening

Packaged:	100 lin. ft., 10 pcs./carton
Length:	10 ft.
Weight:	53 lbs./carton
Material:	Polyvinyl Chloride (PVC)



Universal Starter Strip



Packaged:	250 lin. ft., 25 pcs./carton
Length:	10 ft.
Weight:	39 lbs./carton
Material:	Galvanized steel

Hand-Laid Brick Ledge Trim



Dimension	36" w x 3 5/8" h x 1 1/4" d
Material	Polypropylene
Linear ft. per carton	30
Pieces per carton	10
Carton weight	12 lbs.
Cubic ft. per carton	1.3

Mortar Fill

If using the 90° outside corners, mortar fill is required to caulk the vertical line created where the panel meets the corner.

Container	Tube
Tubes per container	12 tubes
Cubic feet	0.4 cu.ft.
Carton weight	17 lbs.
Available color	Mortar line gray

